

# MADE TO MEASURE KITCHEN FURNITURE



  
**STOLKAR**  
SINCE 1989

PREMIUM LINE



**LILIANA**

foiled front, 19 mm MDF  
available colors p. 36



# MADE TO MEASURE OF YOUR INTERIOR

.....

**Premium Line** custom-made kitchens provide an excellent opportunity to create a unique and original arrangement that will certainly meet your expectations.

**Without limits.**

Exactly as you want.

**Define your style** and decide which Premium Line kitchen will allow you to express yourself. You can choose from as many as 16 kitchen models in various styles: from classic to modern.

If you prefer the elegance of a classic style, you will find models that will emphasize the tradition and charm of traditional interiors. Sophisticated decorations, solid wood and delicate carvings are elements that will give the kitchen character and warmth.

For lovers of modernity, kitchens with a minimalist design may be perfect. Straight lines, smooth surfaces, and innovative accents create kitchens perfect for those who want to create a harmonious space.

**Make your kitchen not only beautiful, but also functional.**

We cooperate with the best producers such as: Blum, Rejs, Hettich and Juan.

The **Premium Line** collection is a guarantee of the highest quality of materials and equipment used.

# EVERYTHING THAT IS THE BEST

.....

**The kitchen is the heart of the house.  
Therefore, already at the design stage, it is worth taking care of every detail.**



**Decide** which front design will perfectly match your interior. The individual fronts of the Premium Line collection work perfectly together, creating beautiful and original combinations. Therefore, remember that you do not have to limit yourself to one design. The offer includes as many as **16 front designs** in the most fashionable and timeless colors.



**Lifts with positioning options** used in tilting fronts significantly increase the comfort of using kitchen cabinets and guarantee easy access to their contents.

**Soft closing is standard.**



**The increased height of the drawer sides** is a solution that brings a new dimension of order and functionality to everyday kitchen use. Thanks to this structural element, you can be sure that even when you use the kitchen drawers intensively, their contents will always remain in the right place.

**Soft closing and full extension of drawers is standard.**



The **Premium Line** collection also looks impressive inside, giving you a unique furniture depth: 524 mm in the case of lower cabinets and 500 mm in the case of drawers.

Additionally, thanks to height-adjustable legs (100 mm, 150 mm), you can **adjust the furniture to your individual needs**, so that working at the kitchen counter is pure pleasure.



**DAFNE**

foiled front, 19 mm MDF  
available colors p. 34



.....  
**ANNA LAKIER**

.....  
milled MDF fronts 19 mm  
available colors p. 26  
.....

# DRESS UP YOUR KITCHEN

.....

**Equipment elements** play a very important role in the **Premium Line** collection. They are what make the kitchen not only beautiful, but also functional.

**Treat yourself to comfort and create a kitchen tailored to your needs.**



**Cargo baskets**

An accessory without which it is difficult to imagine a functional kitchen. The Cargo Maxi, Tandem or Duetto systems are just some of the options for retrofitting your kitchen cabinets. **More on page 53.**



**Lighting**

It is not only functional but also aesthetic. Properly selected, it can be the perfect complement to any interior. **More on page 52.**



**Cutlery inserts**

The search for necessary things may end once and for all. Just take care of proper organization in the drawers and the mess will simply disappear. It's simple, right? **More on page 53**



**Handles**

They are to kitchen fronts what jewelry is to humans. Properly selected, they can add shine and emphasize the beauty and individual character of the kitchen. **More on page 45.**



**POLA & ALICJA**

lacquered fronts, 19 mm MDF  
available colors p. 20, 30



# FIND WHAT YOU ARE LOOKING

## MODERN KITCHENS



10

ALVICO



12

GOYA



14

NAOMI



16

OLIWIA



18

NINA



20

POLA

## CLASSIC KITCHENS



22

ALINA LAKIER



24

ALINA FOLIA



26

ANNA LAKIER



28

ANNA FOLIA



30

ALICJA



32

DAFNE LAKIER



34

DAFNE FOLIA



36

LILIANA



38

GRACE



40

MONIUSZKO



42

ADDITIONAL COLLECTION

BODIES

43

HANDLES

45

WORKTOPS

46

LIST OF CABINETS

47

EXTRAS

52

SINKS


52





# ALVICO

**A**lvico is a kitchen with a simple and elegant style. It impresses with the impressive shine of 18mm **Luxe** boards and the incredible structure of 18mm **Syncron** boards. The inside of the fronts looks very aesthetically pleasing, covered with matt counter-pressure melamine in a color that matches the decor of the outside. **ABS edges are available in two variants - one or two-color, which allows them to perfectly match the kitchen design.** Alvico definitely fits into modern interiors with a touch of luxury.







# GOYA

**G**oya is a perfect recipe for a modern kitchen full of inspiring depth. Classic black or shiny silver? No matter what you choose, you can be sure of a spectacular finish. You can choose from as many as **18 colors** of lacquered fronts with a matte or glossy finish. Unique, milled black glass handles give a unique character, and **19mm MDF** are synonymous with durability and longevity.





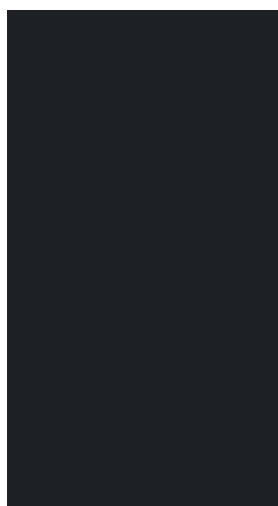
.....  
NAOMI & OLIVIA  
.....

**S** PREMIUM *line*



# NAOMI

**N**aomi has incredibly velvety to the touch, temptingly matte fronts that will fit perfectly into any modern interior. Naomi's kitchen was created for people who value simple forms, order and harmony. **18 mm acrylic fronts available in 9 colors** guarantee depth of color, and a properly selected configuration of cabinets will perfectly emphasize the character of both open and closed kitchens.









# OLIWIA

**O**liwia has a note of elegance in a modern version. Furniture that can be successfully used to build a kitchen open to the living room as well as a separate room. Oliwia fronts are available in 11 colors, six of which are wood-imitating decors that will definitely warm up any interior. The fronts are made of **18mm thick laminated board**, so you have a guarantee of **quality for years**.







# NINA

**N**ina has lacquered fronts made of 19mm MDF boards, undisturbed by handles, available in **18 fashionable and stylish colors**. Minimalist fronts offer virtually unlimited arrangement possibilities. Depending on the style of your interior, choose velvety matte or elegantly shiny fronts. By choosing Nina, you can be sure of an effective space arrangement that is **not only beautiful but also functional**.





.....  
POLA & ALICJA  
.....

**PREMIUM** *line*



# POLA

**P**ola, beautiful and impressive, fits perfectly into any interior, even the most demanding one. Lacquered Poli fronts made of **19mm MDF board**, available in **18 colors** and available in both matte and glossy finishes. This means you can easily adapt the kitchen to your needs. **The smooth surface, straight edges and minimalist design** will appeal to lovers of modern, but thoroughly functional and comfortable kitchens.







# ALINA VARNISH

**A**lina, with lacquered **fronts made of 19mm thick MDF board**, is an excellent choice if you dream of a kitchen in a classic style. Beautiful, deep front millings combined with appropriate handles will help create an amazing atmosphere that will delight your guests. If you are looking for a kitchen that will help you **create a truly English interior**, Alina will be perfect for this role.









# ALINA FOIL

**A**lina owes its attractive appearance to its **classic finish**. Decorative elements such as decorative strips and an elegant and stylish cut on the fronts make Alina perfect for classic-style interiors. In this kitchen you will find perfect proportions and every detail perfectly finished. **Foiled 19mm MDF fronts are available in 13 deep colors with a matte finish**, thanks to which you will get the effect you need.







# ANNA VARNISH

**A** *nna* is another representative of the classic approach to arrangement. **Deeply milled, varnished MDF fronts** with a thickness of 19 mm are available in 14 colors with both matte and glossy finishes. Thanks to such a wide color palette, you can easily create the interior of your dreams.







# ANNA FOIL

**A** *anna* was created for lovers of traditional interiors. Strongly milled, foiled fronts are made of **19mm thick MDF board**. Thanks to this, you can be sure that the arrangement you choose will be aesthetic for many years. Anna's colors include as many as **12 options in a matte finish**, thanks to which the furniture looks elegant and dignified.







# ALICJA

**A**licja gives you incredible opportunities to create individual buildings. Thanks to varnished **19mm MDF fronts**, you will achieve an elegant and beautiful look. You can choose from 14 colors. Regardless of which one you choose, it will fit perfectly into the interior in which it appears. **Alicja Kitchen is a proposition for those who value classic elegance**, but comfort and an individual approach to arrangement are equally important to them.









# DAFNE VARNISH

**D**afne has a delicate frame and a satin finish. Lacquered fronts made of 19mm MDF board and the availability of as many as 11 colors make it easy to arrange even the most demanding room. You can choose a handle or choose a handleless solution - each of these options will look great. **Dafne is a classic with a modern twist** that you will love at first sight.







# DAFNE FOIL

**D**afne with 19mm MDF laminated fronts is a proposition for those who prefer laminated fronts, but do not want to give up the modern classic. Among the **13 colors available**, you will find the most popular, fashionable and timeless colors: white, cream or green, which has been gaining popularity in recent years. There are also two wood-like decors to choose from, which will make it even easier to create **a unique and beautiful kitchen**.







# LILIANA

**L**acquered Liliana kitchen fronts are **available in 11 colors**. Thanks to this, you will successfully find the one that will fit perfectly into your interior. When choosing Liliانا, remember that the fronts are made of **19mm MDF board**, which guarantees excellent quality for years of use. The secret of Liliانا's kitchen lies in its simplicity and modest elegance. If you like modern classics, this kitchen will meet your expectations.





GRACE, ALVICO

**S** PREMIUM *line*



# GRACE

**G**race is a kitchen inspired by **retro style**. Lacquered 19mm MDF fronts with a matte finish will fit perfectly into any interior in both a modern and classic style. The delicate groove fits perfectly with the smooth, velvet fronts of other models from the Premium Line collection. **Grace is available in 11 colors.** Regardless of which one you choose, you can count on a fantastic end result.









# MONIUSZKO

**M**oniuszko has fashionable, deeply milled fronts that will perfectly fit into a space decorated in a classic style. **Perfect finishing of every detail**, timeless colors and elegant form are Moniuszko's unquestionable advantages. **Lacquered 19mm MDF fronts** are available in 18 colors with a matte or glossy finish. Thanks to this, you can easily adjust the furniture to your individual needs.





# FOR THE NEED



DIAMENT  
meblarstwa  
2024

.....  
**Every kitchen should be functional and comfortable for users.**

**Thinking about the needs of people with mobility disabilities**, we have created a solution that will significantly facilitate work in the kitchen and, on the other hand, will not hinder the functioning of other household members.

**We focus on well-thought-out solutions!**



The precisely defined height of the oven and dishwasher makes them accessible literally at your fingertips.



The mobile container gives you complete freedom to work at the worktop. Thanks to the possibility of locking the wheels, you are guaranteed that the container will not move during use.




Suspended drawers and free space under them increase the comfort of working at the worktop.




The plinths of the lower cabinets have been raised and moved back to facilitate access with a wheelchair. This makes it much easier to use the spaces above the countertop.


## BODIES:



White




Gray Graphite




Platinum Gray



Oiled Oak



Black Semi Matte



Sand Beige


## ALUMINUM FRAMES:



## FRAME COLORS:



Aluminium




Black




Gold

## KOLORYSTYKA SZKŁA:



Transparent



Antisol Graphite



**NAOMI**

acrylic fronts, 18.6 mm  
available colors p. 14

# HANDLES:



Inox Edge Bow R160



Gold U098-160/BG R160



Brushed Gold  
2440-ZN-87 R160



Black Matte  
2447-PB12 R160  
2447-PB12 R320



Brushed Gold  
Paros Gold R160  
Paros Gold R320



Chrome Gloss  
UZ-819160-01 R160  
UZ-819320-01 R320



Chrome Inox  
UZ-819160-06 INOX R160  
UZ-819320-06 INOX R320



Black  
UZ-819/160-20  
UZ-819/320-20



Copper  
UZ-819/160-15 Copper



White  
UZ-819/160-10 white



Pyramid 160  
Pyramid 320



Copper 2318 R160  
Copper 2318 R320



Edge Straight Złoty R160



Edge Straight Black mat 76 R160



Mosiądz Stary Szczotkowy  
2457-ZN79 R160  
2457-ZN79 R320



Steel  
2457-ZN27 R160  
2457-ZN27 R320



Black Matte  
2457-PB12 R160  
2457-PB12 R320



Brushed Gold  
Lounge 21 R160



Golden Gloss  
Lounge 29 R160



Black Matte  
Loft Black R160



silver steel  
Lounge R160



Chrome Inox  
UZ-819160-06 INOX R160  
UZ-819320-06 INOX R320



Mango Steel Brushed  
160, 320, 544, 1088



Gałka Brushed  
Castle 31



Brushed Brass 2464-24ZN79  
Steel 2464-24ZN27  
Black Matte 2464-24PB12



Gold Gloss Knob  
Autumn 29



Gold Knob  
Plato 31



Knob Brushed  
Point 33



Knob Black  
A823



Black  
C1973/96



Black Shell  
C192 P61



Shell C-192 G5 R64



Shell Brass  
C-192-64 R64



Knob Brass  
A-1042-G4



Knob A1043 G49



Porcelain  
UP190096 G00AB-MLK-2 R96



Porcelain Knob  
GP19-G00ABMLK-2



Porcelain  
UP21-GA011-MLK-0 R96



Porcelain Knob  
GP19-GA011-MLK-0

# BLATY:



B10 Petra Beige



B19 Aluminium Mat



BG23 Travertine Light



B26 Black Rock



BG30 Arlington Oak



BG31 Tivano



BG38 Lancelot Oak



BG41 Marble Piemonte



BG54 Wersal Oak




BG47 Kallisto



BG48 Cotopaxi



BG49 Hikora Natural



BG50 Black Stone



BG51 Imperial



BG52 White Stone




BG53 Black Elegant Wood



BG55 Biscuit Oak



BG56 Nebraska Oak



BG57 Oiled Oak

## DOUBLE-SIDED ISLAND COUNTERTOPS | BETWEEN CABINET FILLINGS:



BG31 Tivano




BG38 Lancelot Oak



BG41 Marmur Piemonte



BG54 Wersal Oak




BG47 Kallisto




BG48 Cotopaxi



BG49 Hikora Natural




BG50 Black Stone



BG51 Imperial



BG52 White Stone



BG53 Czarne Elegancie Drewno




BG55 Biscuit Oak



BG56 Nebraska Oak



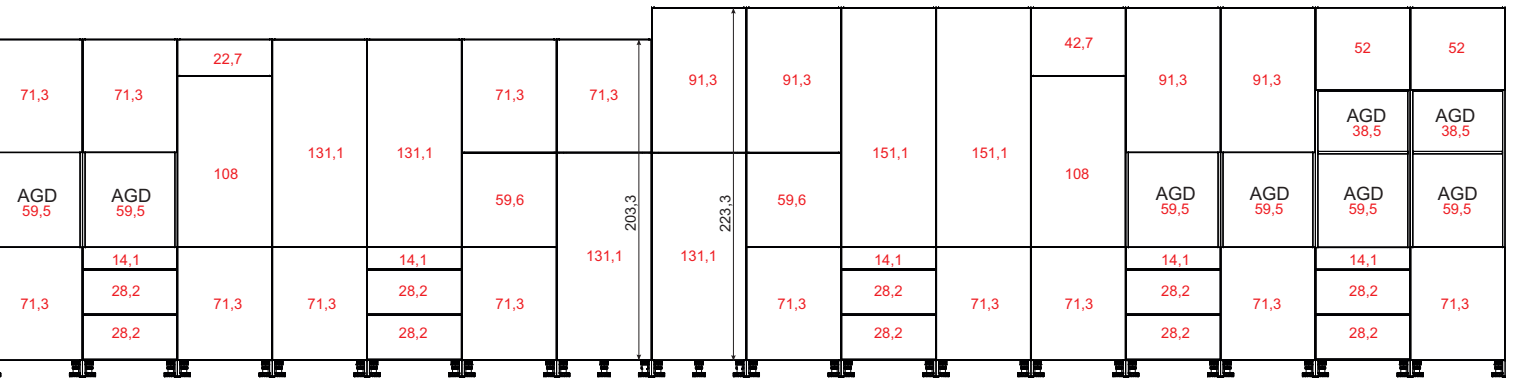
B19 Aluminium Mat



BG30 Arlington Oak

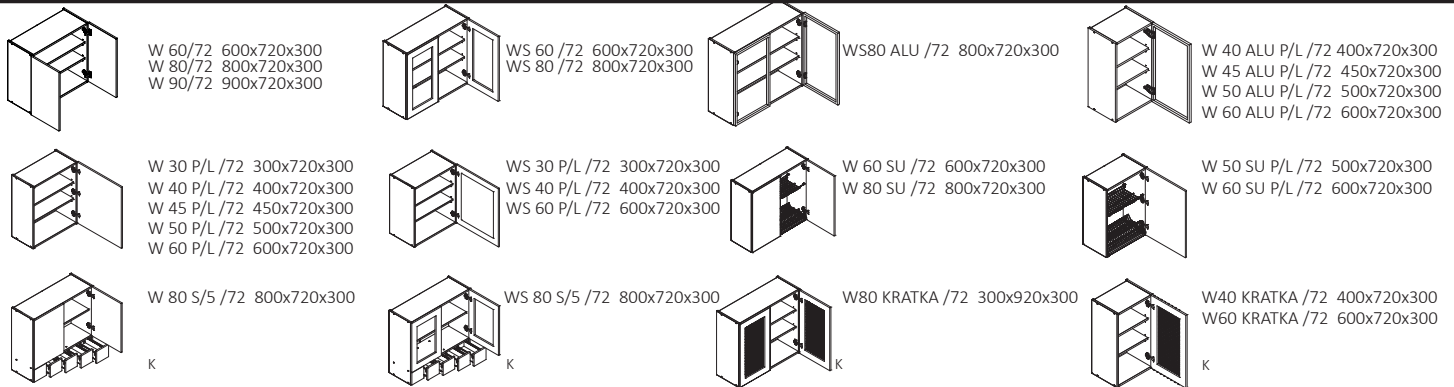




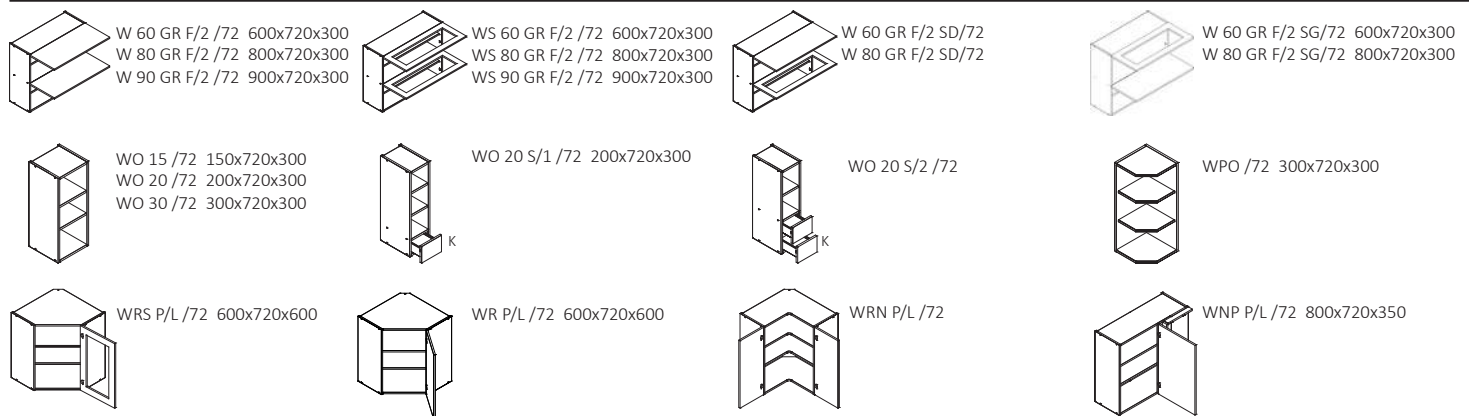


legs 100mm or 150mm  
 ● body height in cm  
 ▲ height of fronts and equipment

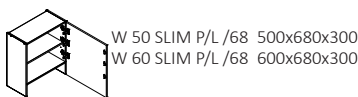
### Upper cabinets 720mm high (WxHxD)



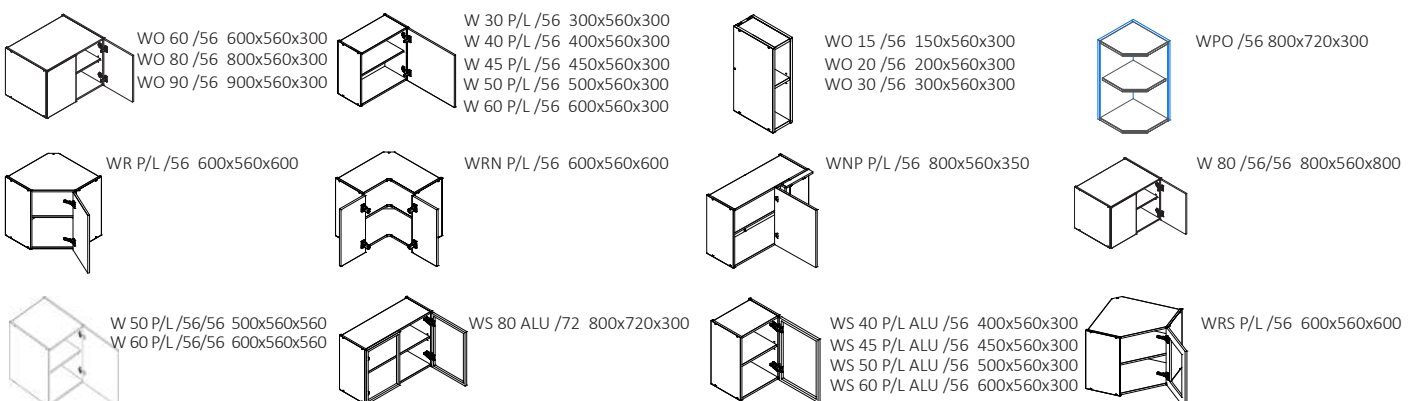
### Upper cabinets 720mm high (WxHxD)



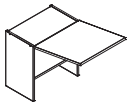
### Upper cabinets 680mm high (WxHxD)



### Upper cabinets 560mm high (WxHxD)

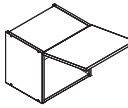


## Upper cabinets 520mm high (WxHxD)

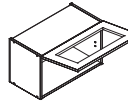


W 50 OK GR SLIM /52 500x520x300  
W 60 OK GR SLIM /52 600x520x300

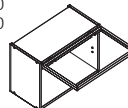
## Upper cabinets 360mm high (WxHxD)



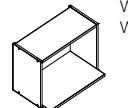
W 40 OK GR 400x360x300  
W 50 OK GR 500x360x300  
W 60 OK GR 600x360x300  
W 80 OK GR 800x360x300  
W 90 OK GR 900x360x300



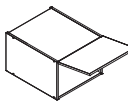
WS 60 OK GR 600x360x300  
WS 80 OK GR 800x360x300



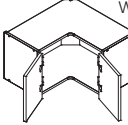
WS 40 OK GR ALU 400x360x300  
WS 45 OK GR ALU 450x360x300  
WS 50 OK GR ALU 500x360x300  
WS 60 OK GR ALU 600x360x300  
WS 80 OK GR ALU 800x360x300



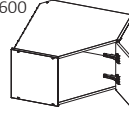
W 80 GR F/2 SG/72 800x720x300  
W 90 GR F/2 SG/72 900x720x300



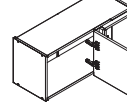
W 40 OK GR / Gł.56 400x360x560  
W 50 OK GR / Gł.56 500x360x560  
W 60 OK GR / Gł.56 600x360x560  
W 80 OK GR / Gł.56 800x360x560  
W 90 OK GR / Gł.56 900x360x560



WRN P/L /36 600x360x600

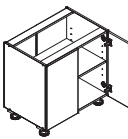


WR P/L /36 600x360x600

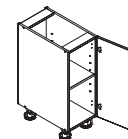


WNP P/L /36 800x360x350

## Bottom cabinets height 820mm (WxHxD)



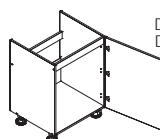
D 60 600x820x524  
D 80 800x820x524  
D 90 900x820x524



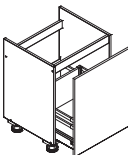
D 30 P/L 300x820x524  
D 40 P/L 400x820x524  
D 45 P/L 450x820x524  
D 50 P/L 500x820x524  
D 60 P/L 600x820x524



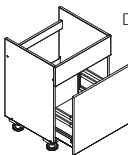
D 60 ZL 600x820x524  
D 80 ZL 800x820x524  
D 90 ZL 900x820x524



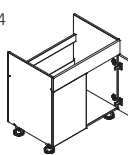
D 60 ZL P/L 600x820x524  
D 80 ZL P/L 800x820x524



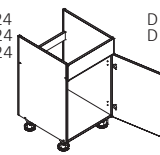
D 60 ZL S/1 600x820x524



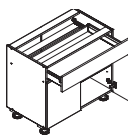
D 60 ZL ZAŚL. S/1 600x820x524



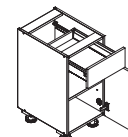
D 60 ZL ZAŚL. 600x820x524  
D 80 ZL ZAŚL. 800x820x524  
D 90 ZL ZAŚL. 900x820x524



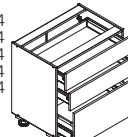
D 50 ZL ZAŚL. P/L 500x820x524  
D 60 ZL ZAŚL. P/L 600x820x524



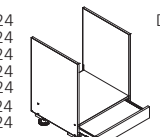
D 60 S/1 600x820x300  
D 80 S/1 800x820x300  
D 90 S/1 900x820x300



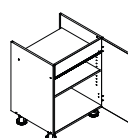
D 30 P/L S/1 300x820x524  
D 40 P/L S/1 400x820x524  
D 45 P/L S/1 450x820x524  
D 50 P/L S/1 500x820x524  
D 60 P/L S/1 600x820x524



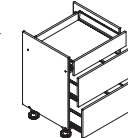
D 30 P/L S/3 300x820x524  
D 40 P/L S/3 400x820x524  
D 45 P/L S/3 450x820x524  
D 50 P/L S/3 500x820x524  
D 60 P/L S/3 600x820x524  
D 80 P/L S/3 800x820x524  
D 90 P/L S/3 900x820x524



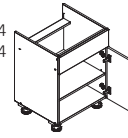
DK 60 S/1 600x820x524



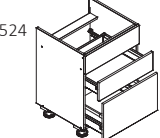
D 60 PC P/L 600x820x524



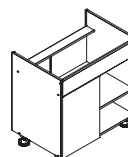
D 60 PC S/3 600x820x524  
D 80 PC S/3 800x820x524



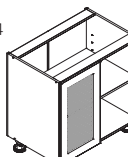
D 60 PC ZAŚL. P/L 600x820x524



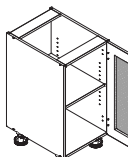
D 60 PC ZAŚL. S/2 600x820x524  
D 80 PC ZAŚL. S/2 800x820x524



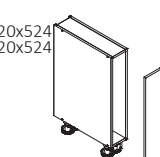
D 80 PC ZAŚL. 800x820x524



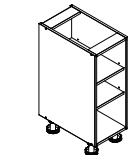
D 80 KRATKA 800x820x524



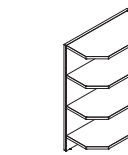
D 40 KRATKA P/L 400x820x524  
D 60 KRATKA P/L 600x820x524



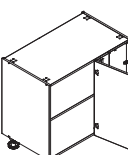
D 15 CARGO 150x820x524  
D 20 CARGO 200x820x524  
D 30 CARGO 300x820x524



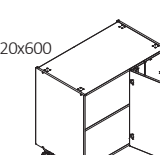
DO 20 200x820x524  
DO 30 300x820x524



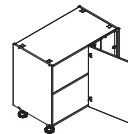
DPO 300x820x560



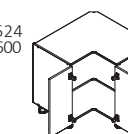
DNP P/L 900x820x524  
wymiar po blacie 1100x820x600



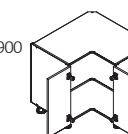
DNP P/L KOSZ 900x820x524  
wymiar po blacie 1100x820x600



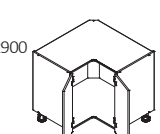
DNP P/L ZL 900x820x524  
wymiar po blacie 1100x820x600



DRP P/L 864x820x864  
wymiar po blacie 900x820x900



DRP P/L ZL 864x820x864  
wymiar po blacie 900x820x900



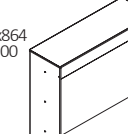
DRP P/L KOSZ 864x820x864  
wymiar po blacie 900x820x900



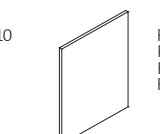
DRP P/L SKOS 864x820x864  
wymiar po blacie 900x820x900



DRP P/L SKOS ZL 864x820x864  
wymiar po blacie 900x820x900

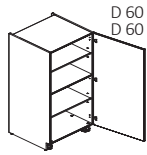


OBUDOWA 1240x1016x410  
WYSPY

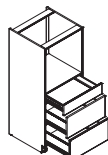


FR ZM 45 PU 446x713  
FR ZM 45 PO 446x570  
FR ZM 60 PU 596x713  
FR ZM 60 PO 596x570

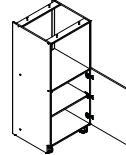
## High Cabinets 1430mm, 1480mm



D 60 Sł P/L 1430 600x1430x560  
D 60 Sł P/L 1480 600x1480x560

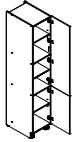


D 60 PK S/3 1430 600x1430x560  
D 60 PK S/3 1480 600x1480x560

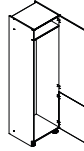


D 60 PK 1430 600x1430x560  
D 60 PK P/L 1480 600x1480x560

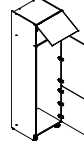
## High Cabinets 2133mm, 2183mm



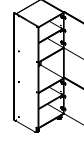
D 40 Sł P/L 2FR 2133 400x2133x560  
D 60 Sł P/L 2FR 2133 600x2133x560  
D 40 Sł P/L 2FR 2183 400x2183x560  
D 60 Sł P/L 2FR 2183 600x2183x560



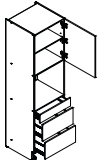
D 60 LO P/L 2FR 2133 600x2133x560  
D 60 LO P/L 2FR 2183 600x2183x560



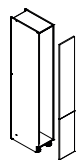
D 60 LO P/L 3FR 2133 600x2133x560  
D 60 LO P/L 3FR 2183 600x2183x560



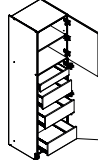
D 60 PK P/L 2133 600x2133x560  
D 60 PK P/L 2183 600x2183x560



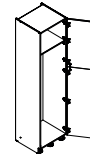
D 60 PK P/L S/3 2133 600x2133x560  
D 60 PK P/L S/3 2183 600x2183x560



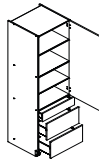
D 15 CARGO MAXI 2133 150x2133x560  
D 30 CARGO MAXI 2133 300x2133x560  
D 15 CARGO MAXI 2183 150x2183x560  
D 30 CARGO MAXI 2183 300x2183x560



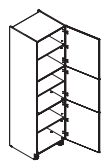
D 40 Sł ZP P/L 2133 400x2133x560  
D 60 Sł ZP P/L 2133 600x2133x560  
D 40 Sł ZP P/L 2183 400x2183x560  
D 60 Sł ZP P/L 2183 600x2183x560



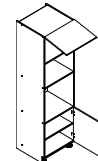
D 60 Sł TANDEM P/L 600x2133x560  
D 60 Sł TANDEM P/L 600x2183x560



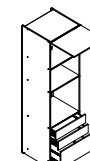
D 60 Sł P/L S/3 2133 600x2133x560  
D 60 Sł P/L S/3 2183 600x2183x560



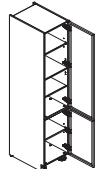
D 40 Sł P/L 3FR 2133 400x2133x560  
D 60 Sł P/L 3FR 2133 600x2133x560  
D 40 Sł P/L 3FR 2183 400x2183x560  
D 60 Sł P/L 3FR 2183 600x2183x560



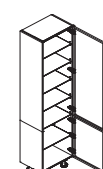
D 60 PK MV P/L 2133 600x2133x560  
D 60 PK MV P/L 2183 600x2183x560



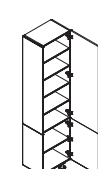
D 60 PK MV S/3 2133 600x2133x560  
D 60 PK MV S/3 2183 600x2183x560



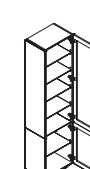
D 40 Sł ALU P/L 2133 400x2133x560  
D 60 Sł ALU P/L 2133 600x2133x560  
D 40 Sł ALU P/L 2183 400x2183x560  
D 60 Sł ALU P/L 2183 600x2183x560



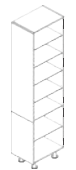
D 40 Sł FB ALU 2133 P 400x2133x560  
D 40 Sł FB ALU 2133 L 400x2133x560  
D 40 Sł FB ALU 2183 P 400x2183x560  
D 40 Sł FB ALU 2183 L 400x2183x560



D 40 Sł FB 2133 P 400x2133x560  
D 40 Sł FB 2133 L 400x2133x560  
D 40 Sł FB 2183 P 400x2183x560  
D 40 Sł FB 2183 L 400x2183x560



D 40 Sł FB SZKŁO 2133 P 400x2133x560  
D 40 Sł FB SZKŁO 2133 L 400x2133x560  
D 40 Sł FB SZKŁO 2183 P 400x2183x560  
D 40 Sł FB SZKŁO 2183 L 400x2183x560

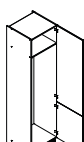


D 40 Sł FB SHELF 2133 P 400x2133x560  
D 40 Sł FB SHELF 2133 L 400x2133x560  
D 40 Sł FB SHELF 2183 P 400x2183x560  
D 40 Sł FB SHELF 2183 L 400x2183x560

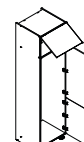
## High Cabinets 2333mm, 2383mm



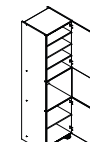
D 40 Sł P/L 2FR 2333 400x2333x560  
D 60 Sł P/L 2FR 2333 600x2333x560  
D 40 Sł P/L 2FR 2383 400x2383x560  
D 60 Sł P/L 2FR 2383 600x2383x560



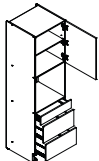
D 60 LO P/L 2FR 2333 600x2333x560  
D 60 LO P/L 2FR 2383 600x2383x560



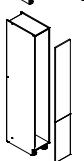
D 60 LO P/L 3FR 2333 600x2333x560  
D 60 LO P/L 3FR 2383 600x2383x560



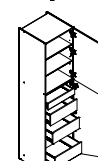
D 60 PK P/L 2333 600x2333x560  
D 60 PK P/L 2383 600x2383x560



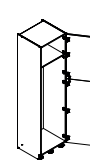
D 60 PK P/L S/3 2333 600x2333x560  
D 60 PK P/L S/3 2383 600x2383x560



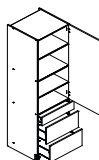
D 15 CARGO MAXI 2333 150x2333x560  
D 30 CARGO MAXI 2333 300x2333x560  
D 15 CARGO MAXI 2383 150x2383x560  
D 30 CARGO MAXI 2383 300x2383x560



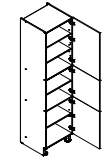
D 40 Sł ZP P/L 2333 400x2333x560  
D 60 Sł ZP P/L 2333 600x2333x560  
D 40 Sł ZP P/L 2383 400x2383x560  
D 60 Sł ZP P/L 2383 600x2383x560



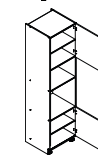
D 60 Sł TANDEM P/L 2333 600x2333x560  
D 60 Sł TANDEM P/L 2383 600x2383x560



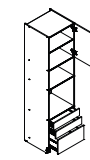
D 60 Sł P/L S/3 2333 600x2333x560  
D 60 Sł P/L S/3 2383 600x2383x560



D 40 Sł P/L 3FR 2333 400x2333x560  
D 60 Sł P/L 3FR 2333 600x2333x560  
D 40 Sł P/L 3FR 2383 400x2383x560  
D 60 Sł P/L 3FR 2383 600x2383x560



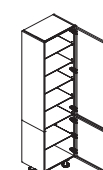
D 60 PK MV P/L 2333 600x2333x560  
D 60 PK MV P/L 2383 600x2383x560



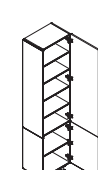
D 60 PK MV S/3 2333 600x2333x560  
D 60 PK MV S/3 2383 600x2383x560



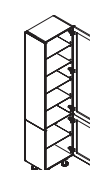
D 40 Sł ALU P/L 2333 400x2333x560  
D 60 Sł ALU P/L 2333 600x2333x560  
D 40 Sł ALU P/L 2383 400x2383x560  
D 60 Sł ALU P/L 2383 600x2383x560



D 40 Sł FB ALU 2333 P 400x2333x560  
D 40 Sł FB ALU 2333 L 400x2333x560  
D 40 Sł FB ALU 2383 P 400x2383x560  
D 40 Sł FB ALU 2383 L 400x2383x560



D 40 Sł FB 2333 P 400x2333x560  
D 40 Sł FB 2333 L 400x2333x560  
D 40 Sł FB 2383 P 400x2383x560  
D 40 Sł FB 2383 L 400x2383x560



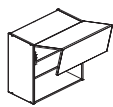
D 40 Sł FB SZKŁO 2333 P 400x2333x560  
D 40 Sł FB SZKŁO 2333 L 400x2333x560  
D 40 Sł FB SZKŁO 2383 P 400x2383x560  
D 40 Sł FB SZKŁO 2383 L 400x2383x560



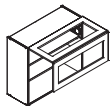
D 40 Sł FB SHELF 2333 P 400x2333x560  
D 40 Sł FB SHELF 2333 L 400x2333x560  
D 40 Sł FB SHELF 2383 P 400x2383x560  
D 40 Sł FB SHELF 2383 L 400x2383x560

The given cabinet dimensions include a leg height of 100mm, the offer also includes legs with a height of 150mm. If the height of the legs is changed to 150 mm, post-type cabinets should be ordered with a height that is 50 mm higher. Then, instead of 1430mm high cabinets, the dimensions should be changed to 1480mm. Similarly, 2133mm by 2183mm and 2333mm by 2383mm. Complying with the above change has an impact on maintaining the continuity of the pattern lines. Cabinets with aluminum frames opened with TIP-ON as standard.

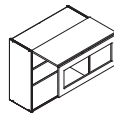
## Upper cabinets with BLUM® brand fittings (WxHxD)



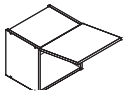
W 60 GR F2 /72 HF 600x720x300  
W 80 GR F2 /72 HF 800x720x300  
W 90 GR F2 /72 HF 900x720x300



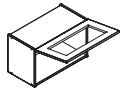
WS 60 GR F2 /72 HF 600x720x300  
WS 80 GR F2 /72 HF 800x720x300  
WS 90 GR F2 /72 HF 900x720x300



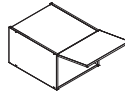
W 60 GR F2 /72 HF 600x720x300  
W 80 GR F2 /72 HF 800x720x300



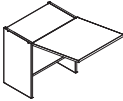
W 40 OK GR HK-S 400x360x300  
W 50 OK GR HK-S 500x360x300  
W 60 OK GR HK-S 600x360x300  
W 80 OK GR HK-S 800x360x300  
W 90 OK GR HK-S 900x360x300



WS 60 OK GR HK-S 600x360x300  
WS 80 OK GR HK-S 800x360x300

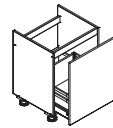


W 50 OK GR/GL HK-S 500x360x560  
W 60 OK GR/GL HK-S 600x360x560  
W 80 OK GR/GL HK-S 800x360x560  
W 90 OK GR/GL HK-S 900x360x560



W50 OK GR SLIM /52 HK 500x520x300  
W60 OK GR SLIM /52 HK 600x520x300

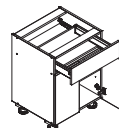
## Bottom cabinets with BLUM® brand fittings (WxHxD)



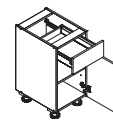
DB 60 ZL S/1 600x820x524



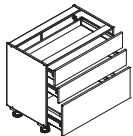
DB 60 ZL ZAŠL S/1 600x820x524  
DB 80 ZL ZAŠL S/1 800x820x524



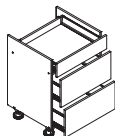
DB 60 S/1 600x820x524  
DB 80 S/1 800x820x524  
DB 90 S/1 900x820x524



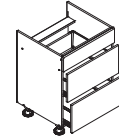
DB 30 S/1 P/L 300x820x524  
DB 40 S/1 P/L 400x820x524  
DB 45 S/1 P/L 450x820x524  
DB 50 S/1 P/L 500x820x524  
DB 60 S/1 P/L 600x820x524



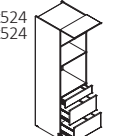
DB 30 S/3 300x820x524  
DB 40 S/3 400x820x524  
DB 45 S/3 450x820x524  
DB 50 S/3 500x820x524  
DB 60 S/3 600x820x524  
DB 80 S/3 800x820x524  
DB 90 S/3 900x820x524



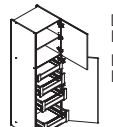
DB 60 PC S/3 600x820x524  
DB 80 PC S/3 800x820x524



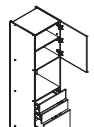
DB 60 PC ZAŠL S/2 600x820x524  
DB 80 PC ZAŠL S/2 800x820x524



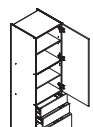
DB 60 PK MV S/3 2133 600x2133x560  
DB 60 PK MV S/3 2183 600x2183x560



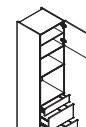
DB 40 St ZP P/L 2133 400x2133x560  
DB 60 St ZP P/L 2133 600x2133x560  
DB 40 St ZP P/L 2183 400x2183x560  
DB 60 St ZP P/L 2183 600x2183x560



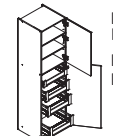
DB 60 PK P/L S/3 2133 600x2133x560  
DB 60 PK P/L S/3 2183 600x2183x560



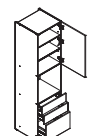
DB 60 St P/L S/3 2133 600x2133x560  
DB 60 St P/L S/3 2183 600x2183x560



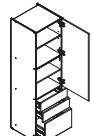
DB 60 PK MV P/L S/3 2133 600x2133x560  
DB 60 PK MV P/L S/3 2183 600x2183x560



DB 40 St ZP P/L 2333 400x2333x560  
DB 60 St ZP P/L 2333 600x2333x560  
DB 40 St ZP P/L 2383 400x2383x560  
DB 60 St ZP P/L 2383 600x2383x560

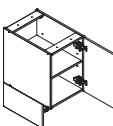


DB 60 PK P/L S/3 2333 600x2333x560  
DB 60 PK P/L S/3 2383 600x2383x560

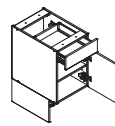


DB 60 St P/L S/3 2333 600x2333x560  
DB 60 St P/L S/3 2383 600x2383x560

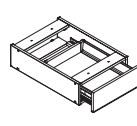
## Lockers for people with mobility disabilities (WxHxD)



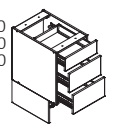
ND 40 PL 400x820x560  
ND 50 PL 500x820x560  
ND 60 PL 600x820x560



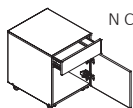
ND 40 S1 400x820x560  
ND 50 S1 500x820x560  
ND 60 S1 600x820x560



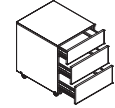
ND 40 S1 148 400x148x560  
ND 60 S1 148 600x148x560  
ND 80 S1 148 800x148x560



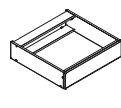
ND 40 S3 400x820x560  
ND 60 S3 600x820x560  
ND 80 S3 800x820x560



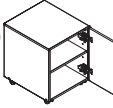
N CONTAINER S1 P/L 450x646x500



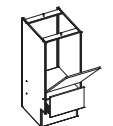
N CONTAINER S3 450x646x500



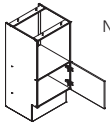
ND 60ZL 148 600x148x560  
ND 80ZL 148 800x148x560



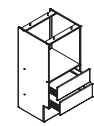
N CONTAINER P/L 450x646x500



ND 45 ZM PU 482x1282x560  
ND 60 ZM PU 632x1282x560

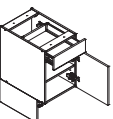


ND 60 PK P/L 600x1282x560

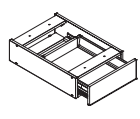


ND 60 PK S2 600x1282x560

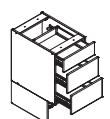
## Cabinets for people with mobility disabilities with BLUM® brand fittings (WxHxD)



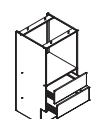
NDB 40 S1 400x820x560  
NDB 50 S1 500x820x560  
NDB 60 S1 600x820x560



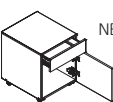
NDB 40 S1 148 400x148x560  
NDB 60 S1 148 600x148x560  
NDB 80 S1 148 800x148x560



NDB 40 S3 400x820x560  
NDB 60 S3 600x820x560  
NDB 80 S3 800x820x560



NDB 60 PK S2 600x1282x560



NB CONTAINER S1 P/L 450x646x500



NB CONTAINER S3 450x646x500

## ADDITIONAL ACCESSORIES:



BE ECO waste segregation container: 2x 14.5L + 2x 7.5L



CLEAN segregation container 2x 16L



PRACTIKO 80 waste containers SET: 2x 15L + 2x 7.5L



SESAMO 2 hanging sorting container, 2x8L



Anti-slip mat for drawers 400mm, 600mm, 800mm formats



BIO BOY undercounter basket



Protective mat for the sink cabinet 600mm, 800mm



Shelf on a metal frame 600mm, 800mm



CASTELLO LED set, 3-point or 5-point. Warm or cold color



QUATRO LED 3-point set. Warm or cold color.



LED Look 24V ceiling lamp



LED housing for hanging cabinets

## SINKS



### Granite Sink + Faucet

XL SET: 760mm x 440mm

Available colours:  
Sink: sand beige, black  
Faucet: sand beige, black



### Granite Sink + Faucet

SET L: 590mm x 440mm

Available colours:  
Sink: sand beige, black  
Faucet: sand beige, black



### Steel Sink + Chrome Faucet

SET M: 790mm x 550mm



### Drop-in sink

ET 78 FORK smooth

# ADDITIONAL ACCESSORIES:

## CUTLERY INSERTS:



Clasico 400mm, 600mm, 800mm  
Color: white, anthracite



Flexi 600mm, 800mm



Bamboo 400mm, 600mm,  
800mm



Clasico 400mm, 600mm, 800mm  
Color: kristall



CUTLERY INSERTS: 400mm, 600mm,  
800mm

## CARGO BASKETS:



Cargo Mini 150mm, 200mm, 300mm



Girasolo system



Cargo maxi tandem 450mm, 600mm



Duetto system



Mini side cargo for towels (150mm)



SHELF corner Nuvola



SHELF 3/4 swivel



Cargo maxi



**OLIWA**

front 18 mm laminated board  
available colors p. 16

# STOLKAR SP. Z O.O.

ul. Niskie Brodno 4

87-300 Brodnica

+48 56 49 33 510

www.stolkar.pl

stolkar@stolkar.pl



Facebook



Instagram



YouTube



TikTok

